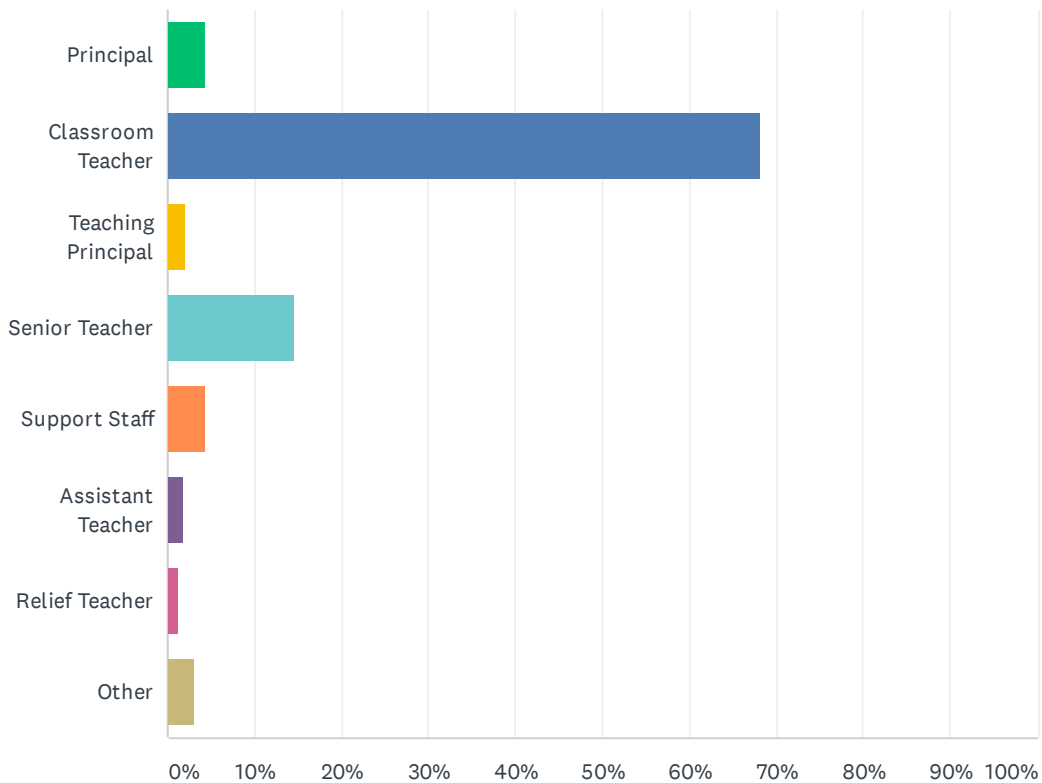


Q1 What is your employment type?

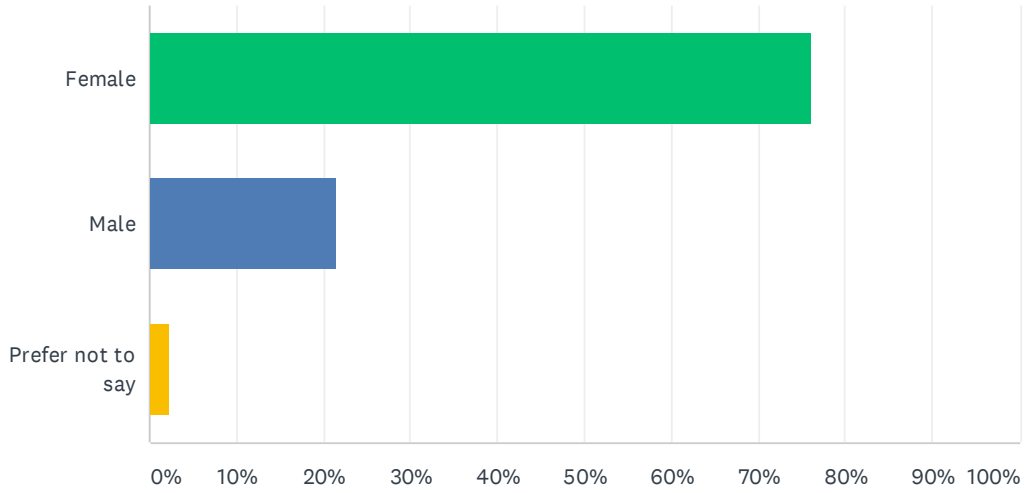
Answered: 1,062 Skipped: 2



ANSWER CHOICES	RESPONSES	
Principal	4.43%	47
Classroom Teacher	68.27%	725
Teaching Principal	2.07%	22
Senior Teacher	14.60%	155
Support Staff	4.33%	46
Assistant Teacher	1.98%	21
Relief Teacher	1.22%	13
Other	3.11%	33
TOTAL		1,062

Q2 Please select your gender

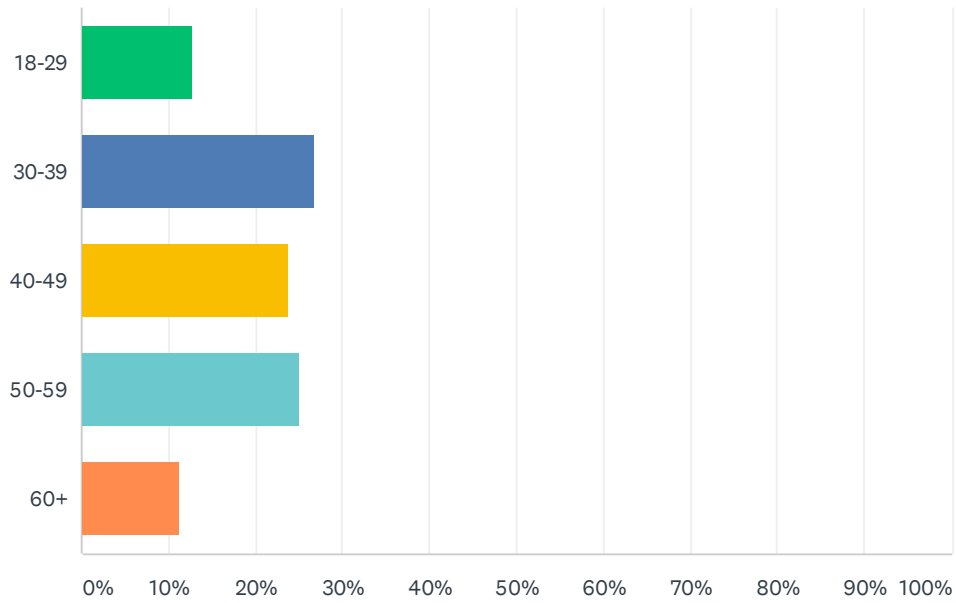
Answered: 1,045 Skipped: 19



ANSWER CHOICES	RESPONSES	
Female	76.08%	795
Male	21.53%	225
Prefer not to say	2.39%	25
TOTAL		1,045

Q3 What is your age?

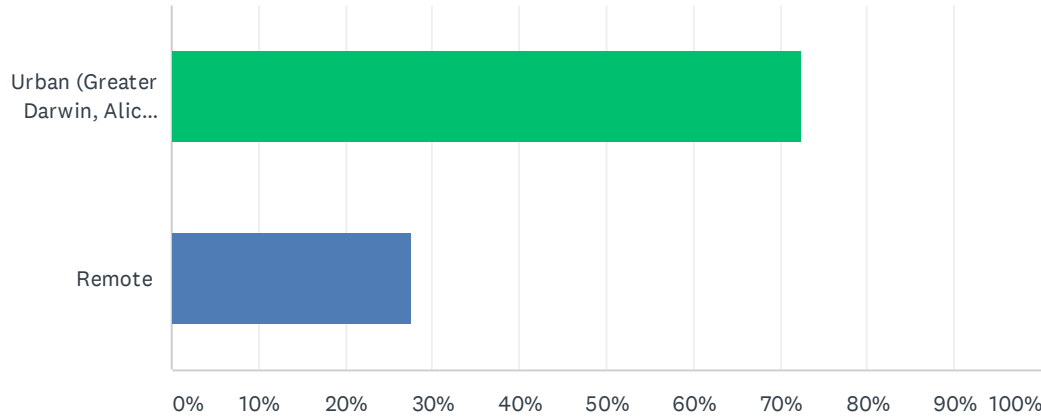
Answered: 1,062 Skipped: 2



ANSWER CHOICES	RESPONSES	
18-29	12.81%	136
30-39	26.84%	285
40-49	23.82%	253
50-59	25.14%	267
60+	11.39%	121
TOTAL		1,062

Q4 Do you work (mostly) in an urban or remote setting?

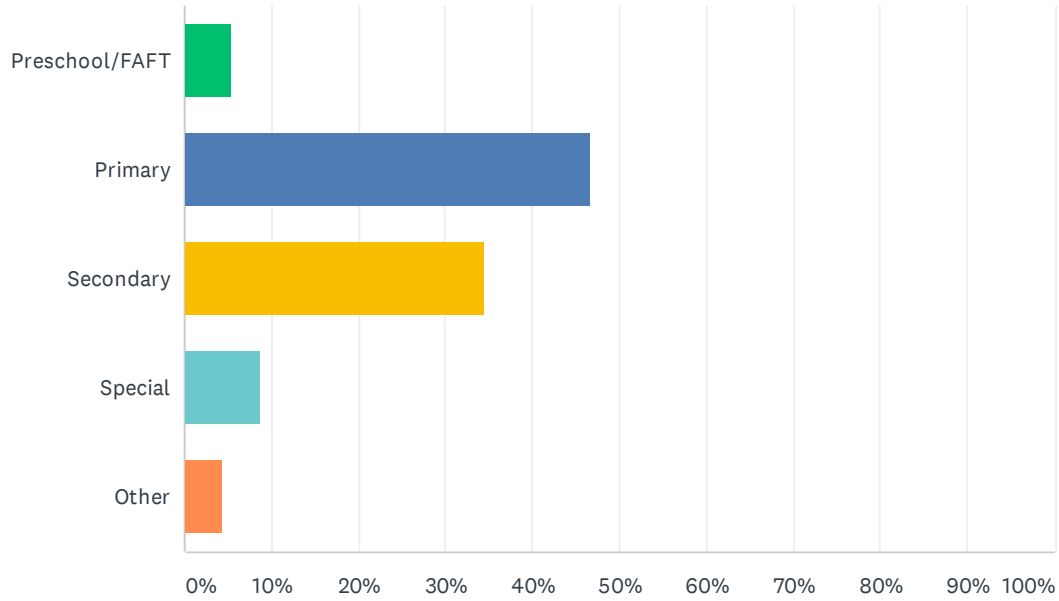
Answered: 1,063 Skipped: 1



ANSWER CHOICES	RESPONSES	
Urban (Greater Darwin, Alice Springs, Katherine Town)	72.44%	770
Remote	27.56%	293
TOTAL		1,063

Q5 Which sector do you work in?

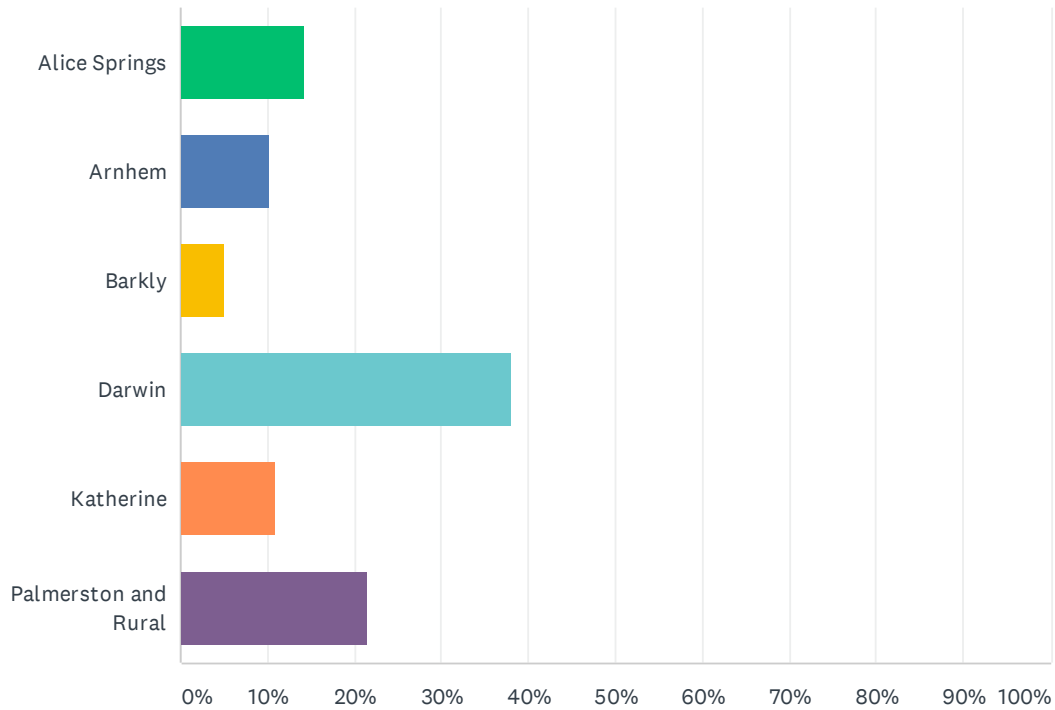
Answered: 1,063 Skipped: 1



ANSWER CHOICES	RESPONSES	
Preschool/FAFT	5.36%	57
Primary	46.75%	497
Secondary	34.62%	368
Special	8.84%	94
Other	4.42%	47
TOTAL		1,063

Q6 Which region do you (mainly) work in?

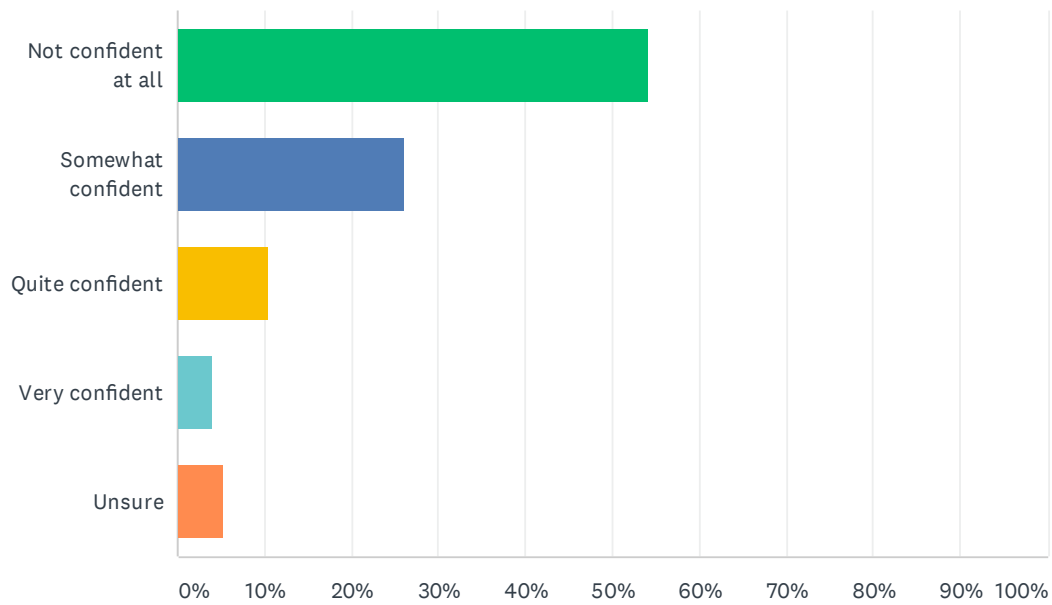
Answered: 1,058 Skipped: 6



ANSWER CHOICES	RESPONSES	
Alice Springs	14.18%	150
Arnhem	10.21%	108
Barkly	5.01%	53
Darwin	38.09%	403
Katherine	10.87%	115
Palmerston and Rural	21.64%	229
TOTAL		1,058

Q7 How confident are you that the NT Government is considering your welfare and health and safety in making decisions about school operations?

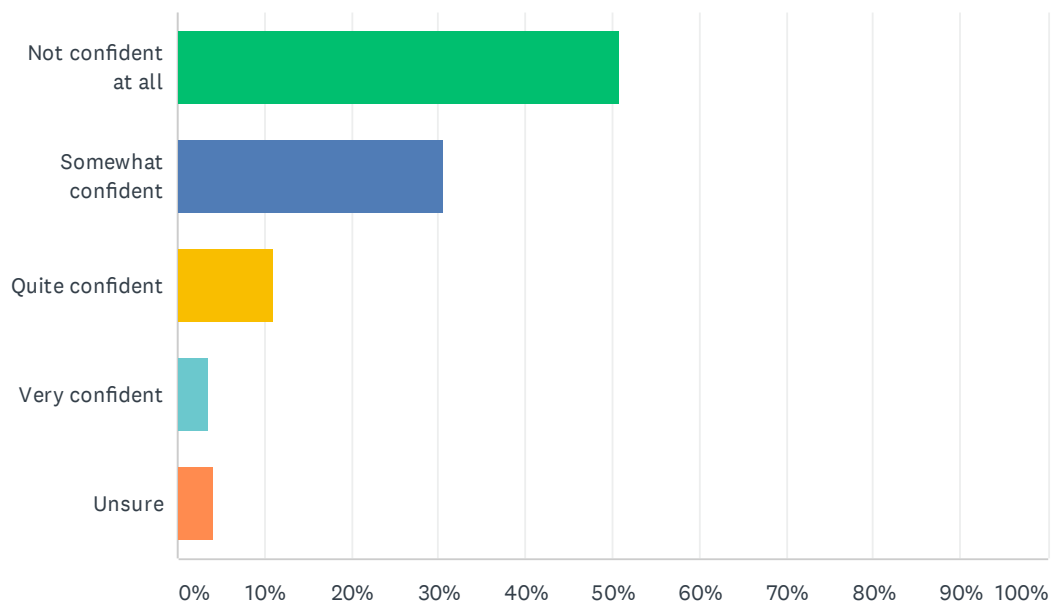
Answered: 1,063 Skipped: 1



ANSWER CHOICES	RESPONSES	
Not confident at all	54.09%	575
Somewhat confident	26.15%	278
Quite confident	10.44%	111
Very confident	4.05%	43
Unsure	5.27%	56
TOTAL		1,063

Q8 How confident are you that the Department of Education leadership is considering your welfare and health and safety in making decisions about school operations?

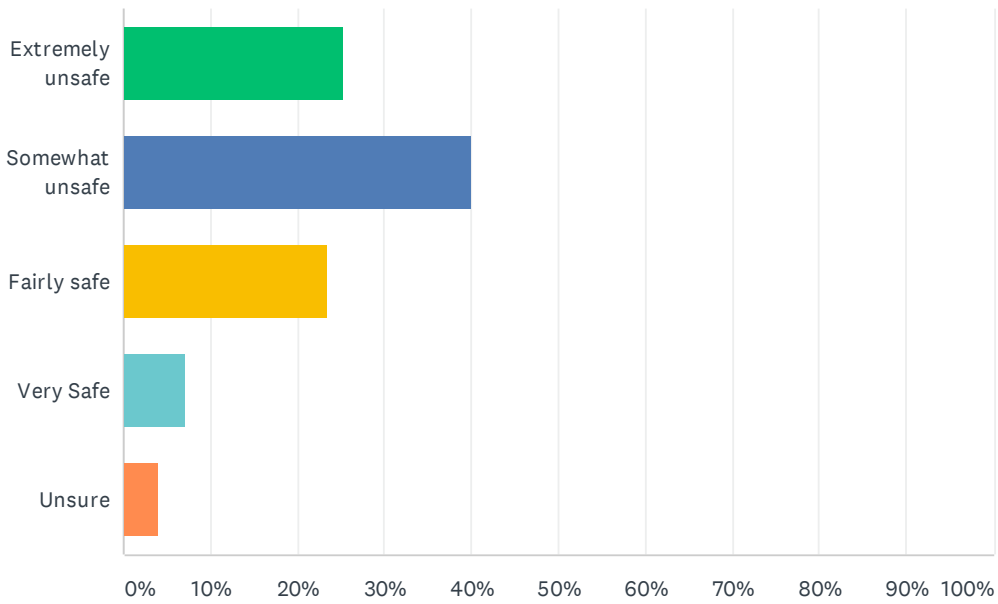
Answered: 1,062 Skipped: 2



ANSWER CHOICES	RESPONSES	
Not confident at all	50.85%	540
Somewhat confident	30.51%	324
Quite confident	11.02%	117
Very confident	3.48%	37
Unsure	4.14%	44
TOTAL		1,062

Q9 In terms of COVID-19 health concerns, how safe do you feel about schools being open as normal in Term 2?

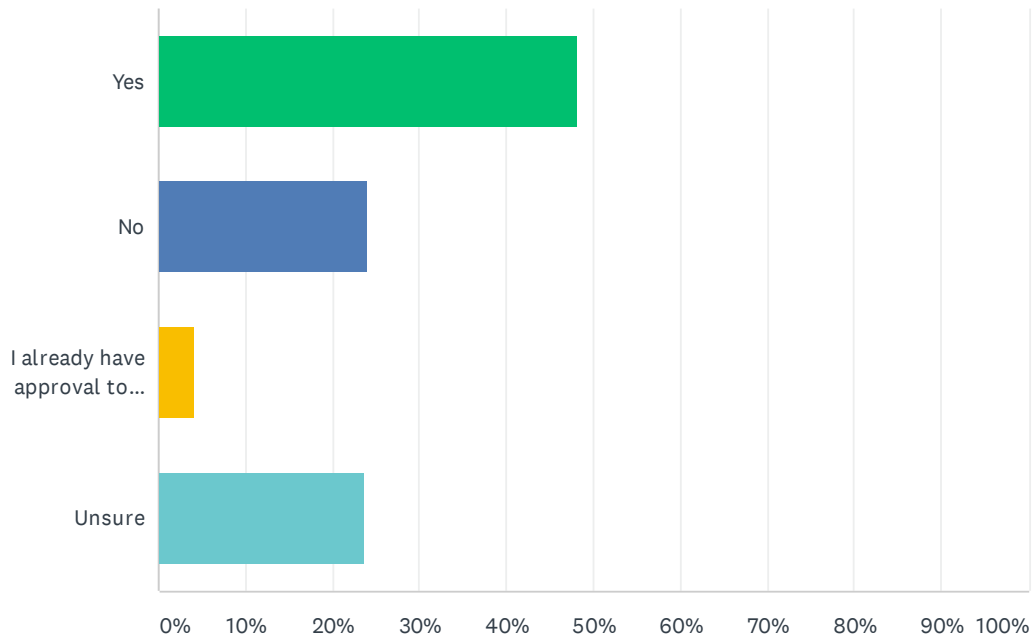
Answered: 1,063 Skipped: 1



ANSWER CHOICES	RESPONSES	
Extremely unsafe	25.40%	270
Somewhat unsafe	39.98%	425
Fairly safe	23.52%	250
Very Safe	7.15%	76
Unsure	3.95%	42
TOTAL		1,063

Q10 If given the option, would you prefer to work from home until further notice?

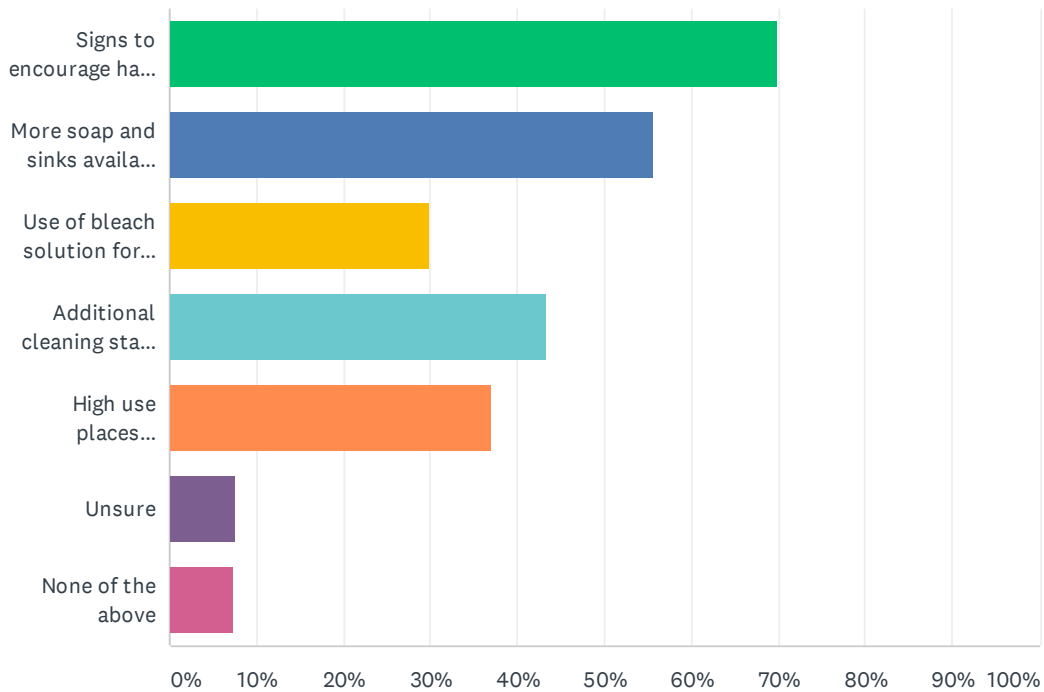
Answered: 1,063 Skipped: 1



ANSWER CHOICES	RESPONSES	
Yes	48.17%	512
No	23.99%	255
I already have approval to work from home	4.23%	45
Unsure	23.61%	251
TOTAL		1,063

Q11 Which of the following improvements in workplace hygiene have you observed? (select all that apply)

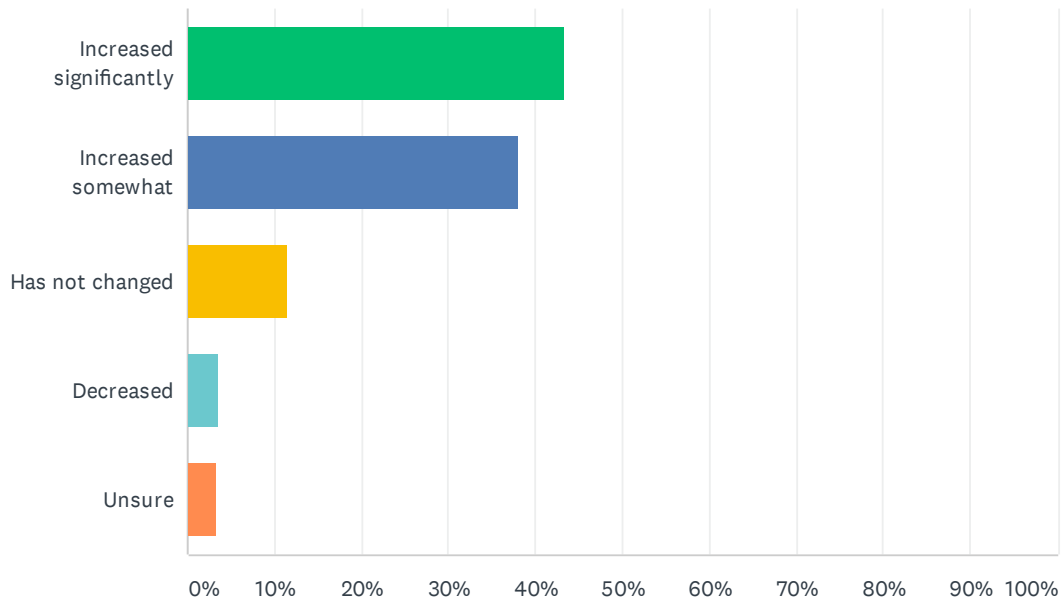
Answered: 1,062 Skipped: 2



ANSWER CHOICES	RESPONSES
Signs to encourage hand washing amongst staff and students	69.77% 741
More soap and sinks available for handwashing	55.65% 591
Use of bleach solution for cleaning tasks	29.85% 317
Additional cleaning staff employed and/or extra hours worked	43.31% 460
High use places (kitchens/door handles/push plates etc) being cleaned twice a day (after and during opening hours)	37.10% 394
Unsure	7.53% 80
None of the above	7.34% 78
Total Respondents: 1,062	

Q12 To what extent has your workload changed over the past 4 weeks since the onset of COVID-19 concerns?

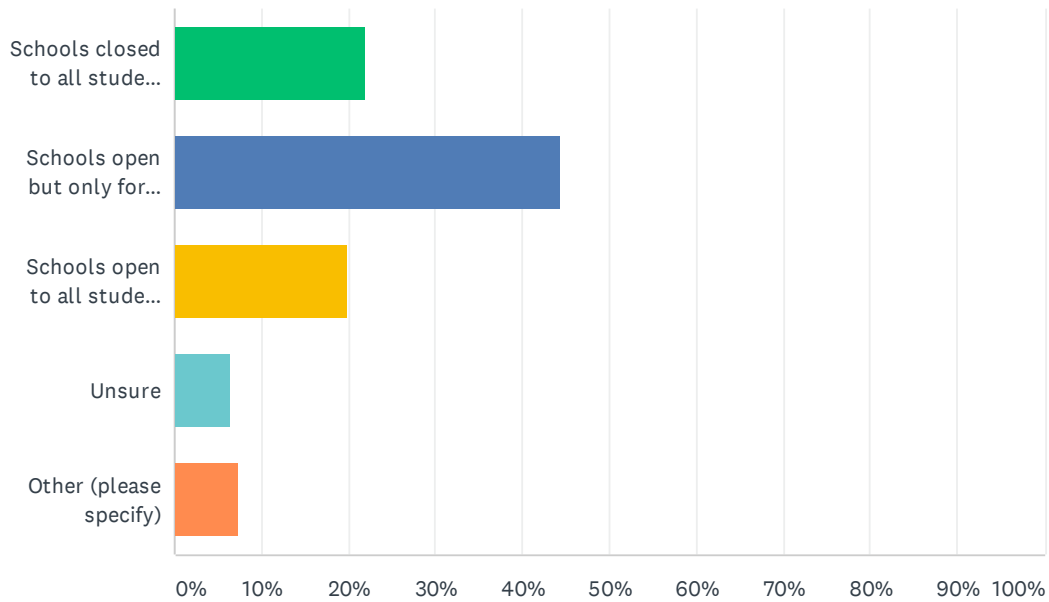
Answered: 1,061 Skipped: 3



ANSWER CHOICES	RESPONSES	
Increased significantly	43.26%	459
Increased somewhat	38.17%	405
Has not changed	11.59%	123
Decreased	3.58%	38
Unsure	3.39%	36
TOTAL		1,061

Q13 When school resumes next week, if you had a choice, which of the following options would you prefer?

Answered: 1,063 Skipped: 1



ANSWER CHOICES	RESPONSES	
Schools closed to all students with learning delivered online or by distance education	22.01%	234
Schools open but only for some students i.e. vulnerable and children of essential workers	44.40%	472
Schools open to all students as normal	19.85%	211
Unsure	6.49%	69
Other (please specify)	7.24%	77
TOTAL		1,063